



LK ELECTRIC CHAIN HOISTS

Our innovative LK electric chain hoist is offered in capacities from 1/8 - 5 ton (125 - 5000 kg) and is built to last. Every detail of the hoist is designed with the customer in mind, from our ergonomic pushbutton control grip to our best-in-class design. The LK electric chain hoist is engineered to help you rise above and keep your facility running at its best.



RISE ABOVE™

BUILT TO LAST

Electric chain hoists need to be tough to stand up to industrial use. The LK chain hoist features an all aluminum body, plug and play connections, and rocker-style electrical limits all housed inside the hoist body for improved protection. Cable gland entries are tested for maximum durability to hold up to 400 pounds. The LK brings you the best precision and durability available in the industry.



LK ELECTRIC CHAIN HOISTS STANDARD FEATURES

- 1/8 - 5 ton (125 - 5000 kg) capacities
- 10, 15 and 20 ft (3, 4.5 and 6 m) lifts standard; additional lifting heights available up to 98 ft (30 m)
- HMI-CertifiedSM License
- Hoist suspensions: hook, push trolley & motorized trolley (TMU)
- Disc brake positioned after the mechanical overload device clutch; on the load path
- High density polyethylene black chain container
- EC Declaration of Conformity
- CSA C/US approval (60, 115 models only)
- RoHS Compliant
- Plug-in push button pendant with E-stop standard
- Three phase 208, 230, 460, 575 and single phase 115, main voltage options available
- Single speed hoists are voltage re-connectable for 208, 230, 460/3/60

RX PROGRAM TAKE ADVANTAGE OF OUR 48 HOUR RX SHIPPING WITH SELECT LK ELECTRIC CHAIN HOIST MODELS!

STANDARD FEATURES

Safety is critical in any industrial operation. Our LK hoists are factory load tested at 125% the rated capacity and feature an innovative slip clutch overload device with the overload factory-set at 110% the rated capacity. Rocker style upper and lower hoisting limits also keep you safe and protect the equipment by preventing overtravel of the hook and chain. The LK hoist will also come with maintenance and safety information created specifically for your equipment. No more guessing whether you are following the correct guidelines!



INNOVATIVE PERFORMANCE WITH EASY OPERATIONS

- Electrical cover safety lanyards for easy service
- Electrical components designed for plug-and-play
- Easily replaceable components
- Easy access to internal chain guide and sprocket - Can be easily inspected and replaced

HIGH PERFORMANCE MOTOR

- Heavy duty type 50% ED rating (exceeds 30 min. rating) on three phase motors
- IP55 protection; Class F Insulation
- Optimum cooling with ribbed aluminum construction motor for maximum surface area
- Motor thermal protection

LOAD WHEEL

LK hoists are fitted with a special patented chain drive system, featuring a precision-cut 5 pocket load wheel with supporting teeth to reduce stress and maintenance needs on the chain.

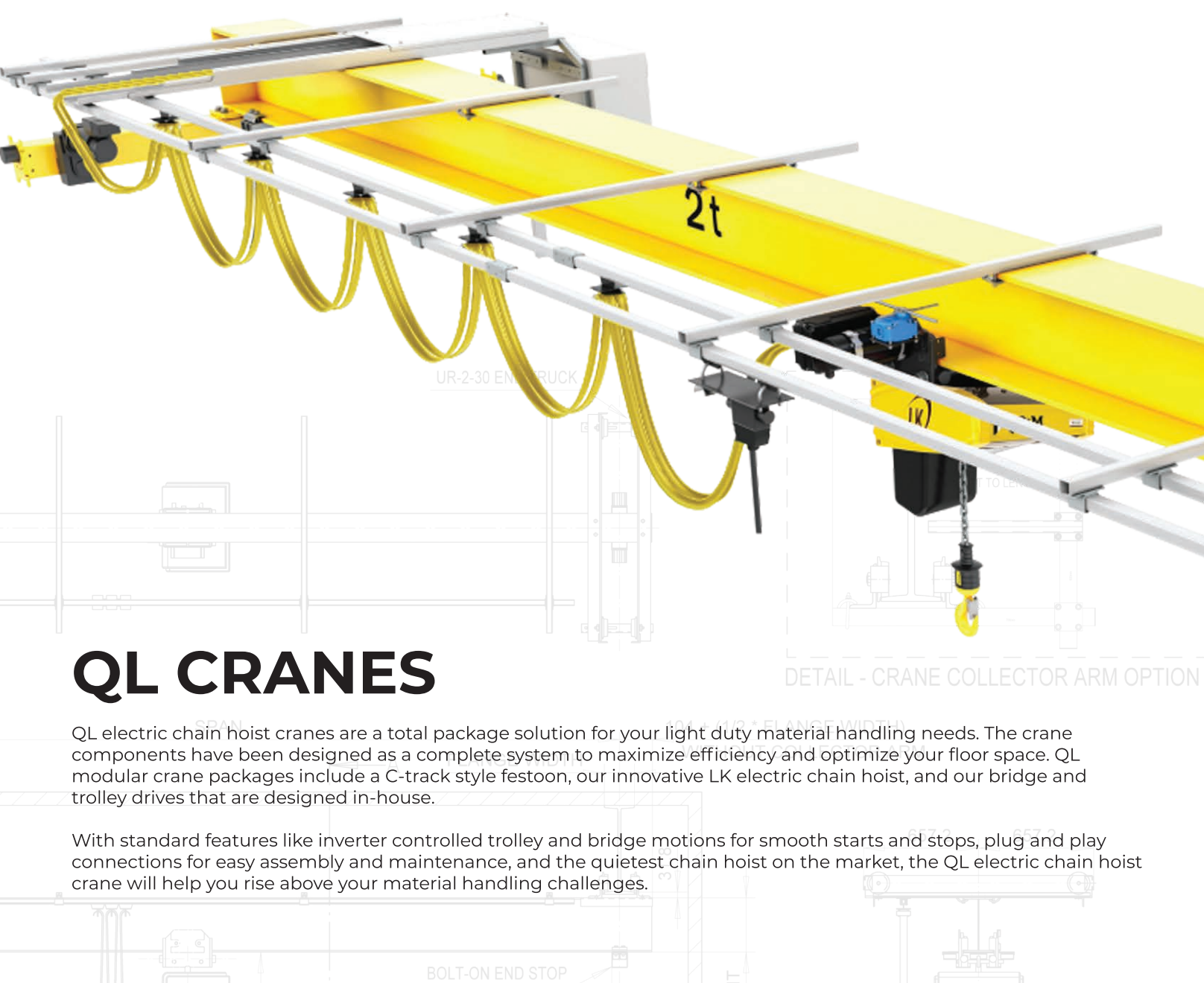


HMI-CertifiedSM

The LK electric chain hoist line is HMI-Certified! The purpose of the HMI-Certified License program is to instill buyer and user confidence in the product by assuring it meets one or more recognized industry standards and the licensee is committed to safety, service and aftermarket support. The product is also verified, signed and sealed that it meets the requirements of said standards(s) by a qualified US registered professional engineer.

HMI-Certified is a registered asset of the Hoist Manufacturers Institute (HMI®).





QL CRANES

QL electric chain hoist cranes are a total package solution for your light duty material handling needs. The crane components have been designed as a complete system to maximize efficiency and optimize your floor space. QL modular crane packages include a C-track style festoon, our innovative LK electric chain hoist, and our bridge and trolley drives that are designed in-house.

With standard features like inverter controlled trolley and bridge motions for smooth starts and stops, plug and play connections for easy assembly and maintenance, and the quietest chain hoist on the market, the QL electric chain hoist crane will help you rise above your material handling challenges.

PRECISION LOAD HANDLING

The crane is equipped with all inverter controlled trolley and bridge motions, meaning reduced load swing and better safety. The inverter controls also significantly reduce brake wear on the trolley and bridge. Every LK electric chain hoist comes standard with our innovative slip clutch overload device, protecting you from dangerous accidental overloads. With the slip clutch device, if an operator attempts to lift a load beyond the rated capacity, the load will only be able to lower safely to the ground.

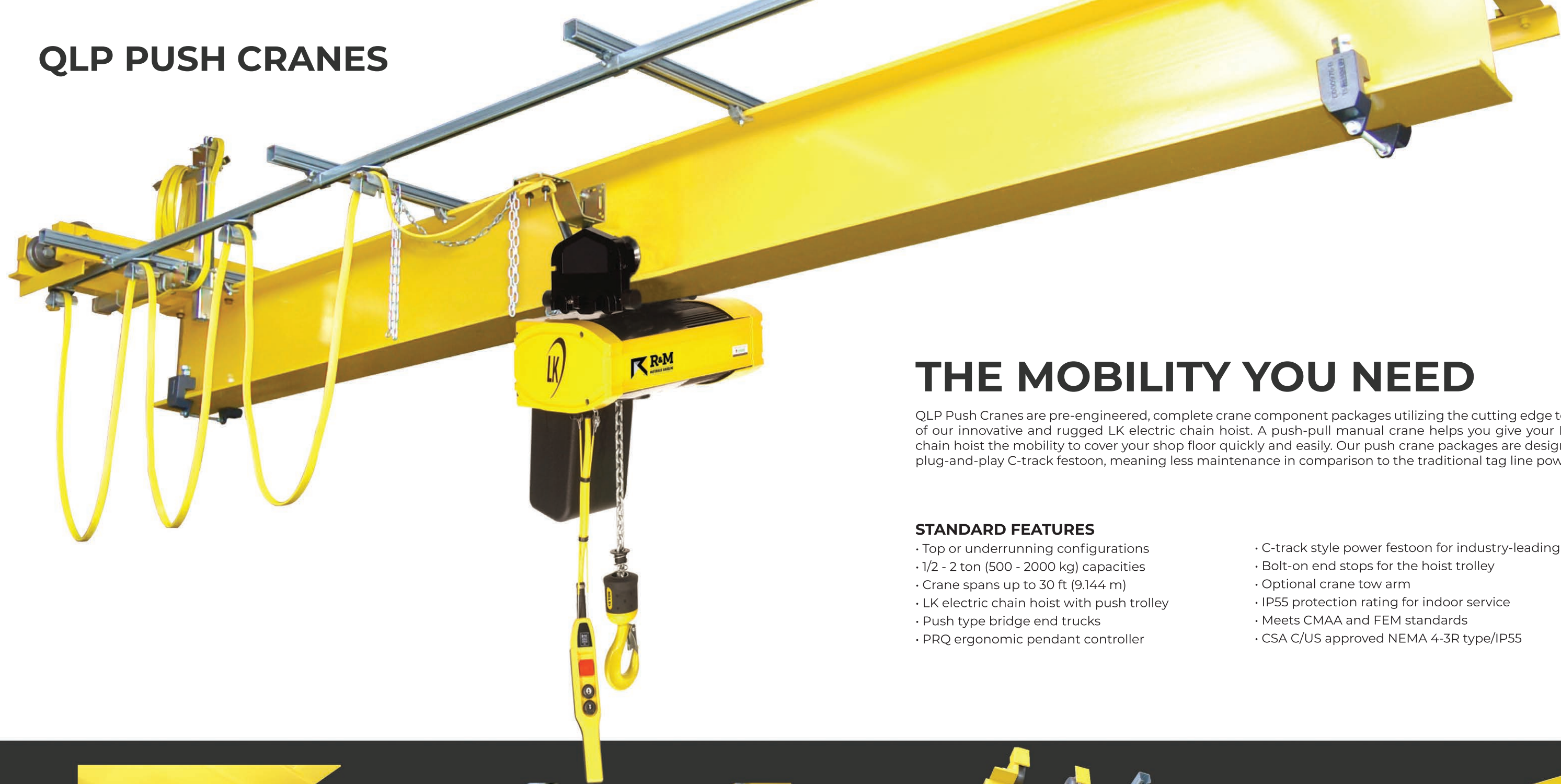
QL modular crane packages feature our HMI-CertifiedSM LK electric chain hoist. They are designed for rugged durability and ease of use.



STANDARD FEATURES

- LK electric chain hoist with 2-speed hoisting controls
- 1/2 - 5 ton (500 - 5,000 kg) capacities
- Single girder top running or single girder underrunning crane designs
- Standard inverter controls for trolley and bridge for reduced load swing
- Durable C-track festoon system with UL listed cables
- LK electric chain hoist with motorized trolley
- 208, 230, 460 or 575/3/60 power supplies
- Crane spans up to 62 ft (19 m)
- PRQ ergonomic pendant controller
- Optional RaCon® 3 radio controller
- CSA C/US approved NEMA 4-3R type/IP55

QLP PUSH CRANES



THE MOBILITY YOU NEED

QLP Push Cranes are pre-engineered, complete crane component packages utilizing the cutting edge technology of our innovative and rugged LK electric chain hoist. A push-pull manual crane helps you give your LK electric chain hoist the mobility to cover your shop floor quickly and easily. Our push crane packages are designed with a plug-and-play C-track festoon, meaning less maintenance in comparison to the traditional tag line power supply.

STANDARD FEATURES

- Top or underrunning configurations
- 1/2 - 2 ton (500 - 2000 kg) capacities
- Crane spans up to 30 ft (9.144 m)
- LK electric chain hoist with push trolley
- Push type bridge end trucks
- PRQ ergonomic pendant controller
- C-track style power festoon for industry-leading durability
- Bolt-on end stops for the hoist trolley
- Optional crane tow arm
- IP55 protection rating for indoor service
- Meets CMAA and FEM standards
- CSA C/US approved NEMA 4-3R type/IP55




END STOPS

Includes bolt-on end stops for the hoist trolley




TOW ARM

Optional crane tow arm



FESTOON

Comes complete with a plug-and-play power cable, galvanized C-track, and cable trolleys



END TRUCKS

Fully assembled end trucks featuring pre-lubricated, antifriction wheel bearings and mandatory safety lugs.



RISE ABOVE WITH R&M MATERIALS HANDLING, INC.

R&M has been innovating since 1929. With our heritage of innovation, our wire rope and chain hoist products have consistently set the crane industry norms. Our cutting-edge solutions will help you to rise above your material handling challenges. You deserve the best performance possible; let us help you achieve it!

R&M Materials Handling, Inc. may alter or amend the technical specifications identified herein at any time with or without notice.

R&M Materials Handling, Inc. is a proud member of the following organizations:



R&M Materials Handling, Inc. | 4501 Gateway Boulevard, Springfield, Ohio 45502 | © 2019 R&M Materials Handling, Inc. | Bullet#LK03/25/2019

Distributed by Tri-State Equipment Company Inc. | sales@tsoverheadcrane.com | (314) 869-7200 | www.tsoverheadcrane.com