

SPACEMASTER® SX WIRE ROPE HOISTS 1/2 - 250 TON (500 - 250,000 KG) CAPACITIES

SX Low Headroom Trolley



Space-saving compact designs

Best solution for single girder cranes

SX Normal Headroom Trolley



Monorail and jib crane applications


SX Double Girder Trolley



High capacities & special applications available

Superior clearance and headroom

DXW Heavy-Duty Hoist




Designed for demanding, heavy-duty applications

EX Hazardous Location Hoists



Class I, Group B, C & D, Division 2

SXL Heavy Lifting Winch



LK ELECTRIC CHAIN HOISTS 1/8 - 5 TON (125 - 5000 KG) CAPACITIES

Top Hook or Lug Mount



Manual Trolleys



Push or hand geared trolleys available

Motorized Trolleys



Two-speed or variable speed available

Digichain™ Ergonomic Controls



Work station crane applications



All SX and LK hoists are HMI-CertifiedSM

RISE ABOVE™

CRANE PACKAGES 1/2 - 80 TON (500 - 80,000 KG) CAPACITIES

QX® Modular Crane Packages



- Top or underrunning designs
- All components are CSA C/US approved
- PRQ ergonomic pendant controller

NRGmaster Crane Packages




- Increase hook coverage on floor
- Decrease maintenance pitfalls associated with traditional C-track festoons
- Radio control comes standard

QLP Push Crane Packages



- Single or two-speed hoist controls
- LK electric chain hoist
- Push style end trucks
- Standard crane spans up to 30 ft (9.144 m)

QL Modular Crane Packages



- LK electric chain hoist with motorized trolley
- Single girder top running/single girder underrunning crane configurations
- Standard crane spans up to 62 ft (19 M)

CONTROLS AND CONDITION MONITORING

ControlMaster® Crane Inverter Control Systems



- Economical, variable frequency drive solution as standard for trolley and bridge motions
- Optional ControlMaster® Anti-Sway system designed to decrease and control load sway

ASR & ESR Inverter Hoisting Control



- ASR = Open loop control / speed supervision
- ESR = Closed Loop / extended speed range
- Quick delivery & improved safety

HoistMonitor® & HoistWatch Condition Monitoring



- HoistMonitor® & HoistWatch assist in the safe operation, maintenance and performance of the hoist

PENDANTS, RADIOS & CRANE COMPONENTS

PRQ Pendant Controller



- Pistol-grip ergonomic design
- NEMA 4 & IP65 enclosure ratings
- CE, cUL, & CCC certification

Racon® 3 Radio Control



- Ergonomic one-hand usability
- CSA & C/US certification
- Transmitter protection NEMA type 4 (IP65)

Crane Components



- Top running and underrunning designs
- Bolted connection plates

EZ-LIFT™ MANUAL CHAIN PRODUCTS & R&M OEM PARTS 1/4 - 10 TON (250 - 10,000 KG) CAPACITIES

RM Series II Manual Chain Hoist



- Grade 80 alloy steel load chain with galvanized finish

RLP Premium Lever Puller



RL Lever Puller



RBC Beam Clamp



RPT Push Trolley



RPTC Hand Geared Trolley



R&M OEM Parts



- Extend the life of your equipment
- Protect your warranty

R&M Materials Handling, Inc. | 4501 Gateway Boulevard, Springfield, Ohio 45502 | © 2020, R&M Materials Handling, Inc. | Bulletin #Line 09/15/2020